


Name of the Company : LLOYD ELECTRIC & ENGINEERING LTD.
 Scrip Code : 517518
 Quarter ended : 31st March, 2012


Category	Category of shareholder	**Number of shareholders	Total number of shares	Number of shares held in dematerialized form	Total shareholding as a percentage of total number of shares		Shares Pledged or otherwise encumbered
					As a percentage of (A+B)/(VI)	As a percentage of (A+B+C)/(VII)	
(i)	(ii)	(iii)	(iv)	(v)	(vi)	(vii)	(viii)
(A)	Shareholding of Promoter and Promoter Group						
(1)	Indian						
(a)	Individuals/ Hindu Undivided Family	5	3278578	3278578	10.85%	10.88%	0
(b)	Central Government/ State Government(s)						
(c)	Bodies Corporate	8	8613447	8613447	28.51%	27.79%	0
(d)	Financial Institutions/ Banks						
(e)	Any Other (Specify)						
	Sub-Total (A)(1)	13	11892025	11892025	39.37%	38.66%	0
(2)	Foreign						
(a)	Individuals (Non-Resident Individuals/ Foreign Individuals)						
(b)	Bodies Corporate						
(c)	Institutions						
(d)	Any Other (Specify)						
	Sub-Total (A)(2)						
	Total Shareholding of Promoter and Promoter Group (A)=[A](1)+[A](2)	13	11892025	11892025	39.37%	38.66%	0
(B)	Public shareholding						
(1)	Institutions						
(a)	Mutual Funds/ UFI	2	609385	609385	2.02%	1.97%	N.A.
(b)	Financial Institutions/ Banks	1	3000	3000	0.01%	0.01%	N.A.
(c)	Central Government/ State Government(s)						
(d)	Venture Capital Funds						
(e)	Insurance Companies						
(f)	Foreign Institutional Investors	4	3697528	3697528	12.90%	12.57%	
(g)	Foreign Venture Capital Investors						
(h)	Any Other						
	Trust	1	1225	1225	0.00%	0.00%	
	Sub-Total (B)(1)	8	4511138	4511138	14.99%	14.59%	
(2)	Non-Institutions						
(a)	Bodies Corporate	488	5127792	2162937	16.97%	16.54%	N.A.
(b)	Individuals -	20816	6588834	6235326	21.81%	21.26%	
	i. Individual shareholders holding nominal share capital up to Rs. 1 lakh.						
	ii. Individual shareholders holding nominal share capital in excess of Rs. 1 lakh.	54	1604484	1517084	5.31%	5.18%	
(c)	Any Other (Specify)						
	Cleaning Members	35	9732	9732	0.03%	0.03%	
	NRI's/OCBs	512	473255	404555	1.57%	1.53%	
	Sub-Total (B)(2)	21905	13805097	10329634	45.70%	44.53%	
	Total Public Shareholding (B)=[B](1)+[B](2)	21913	18316235	14840772	60.63%	59.08%	N.A.
	TOTAL (A)+(B)	21926	30208260	26732797	100.00%	97.45%	N.A.
(C)	Shares held by Custodians and against which Depository Receipts have been issued						
(a)	Promoter and Promoter Group	NRI	NRI	NRI			
(b)	Public	1	792000	792000		2.55%	
	Sub Total (C)	1	792000	792000		2.55%	
	GRAND TOTAL (A)+(B)+(C)	21927	31000260	27524797	N.A.	100.00%	

** Note: The No. of Shareholders includes the total no. of records (shares held in demat mode) and Folios (shares held in physical mode) existing during the qtr. ended March 2012

For LLOYD ELECTRIC & ENGINEERING LIMITED

 Company Secretary

Introductory sub-table 1(a)

Name of the Company: Lloyd Electric & Engineering Limited					
Scrip Code, Name of the scrip, class of security: 517518, Equity					
Quarter ended: 31st March, 2012					
<hr/>					
Partly paid-up shares:-	No. of partly paid-up shares		As a % of total no. of partly paid-up shares		As a % of total no. of shares of the company
	Held by promoter/promoter group	0	0	0	0
	Held by public	0	0	0	0
	Total - D	0	0	0	0
<hr/>					
Outstanding convertible securities:-	No. of outstanding securities		As a % of total no. of outstanding convertible securities		As a % of total no. of shares of the company, assuming full conversion of the convertible securities
	Held by promoter/promoter group	0	0	0	0
	Held by public	0	0	0	0
	Total - E	0	0	0	0
<hr/>					
Warrants:-	No. of warrants		As a % of total no. of warrants		As a % of total no. of shares of the company, assuming full conversion of warrants
	Held by promoter/promoter group	0	0	0	0
	Held by public	0	0	0	0
	Total - F	0	0	0	0
<hr/>					
Total paid-up capital of the company, assuming full conversion of warrants and convertible securities					Grand Total (A+B+C)+D+E+F
				31000260	100%


For LLOYD ELECTRIC & ENGINEERING LIMITED

 Company Secretary

Statement Showing Shareholding of persons belonging to the Category "Promoter and Promoter Group"

(i) (b)

Sr. No.	Name of the shareholder	Details of shares held		Encumbered shares		Details of warrants		Details of convertible securities		Total shares (including underlying shares assuming full conversion of warrants and convertible securities) as a % of diluted share capital
		Number of shares	Shares as a percentage of total number of shares (i.e., Grand Total (A)+(B)+(C) (iv)	Number of Shares	Shares as a Percentage (vi)/(iii)*100	No. of Warrants held	As a % total number of warrants of the same class	Number of convertible securities held	As a % total number of convertible securities of the same class	
(i)	(ii)	(iii)	(iv)	(v)	(vi) = (v)/(iii)*100	(vii)	(ix)	(viii)	(x)	(xi)
1	PSL ENGINEERING PVT. LTD.	3713520	11.98%	NIL	-	NIL	-	NIL	-	11.98%
2	AIRSERCO PVT. LTD.	1956800	6.31%	NIL	-	NIL	-	NIL	-	6.31%
3	PERFECT RADIATORS & OIL COOLERS PRIVATE LIMITED	1068845	3.45%	NIL	-	NIL	-	NIL	-	3.45%
4	LLOYD SALES PVT. LTD.	1529366	4.93%	NIL	-	NIL	-	NIL	-	4.93%
5	BRIJ RAJ PUNJ	1182845	3.82%	NIL	-	NIL	-	NIL	-	3.82%
6	BHARAT RAJ PUNJ	421600	1.36%	NIL	-	NIL	-	NIL	-	1.36%
7	RENU PUNJ	1234333	3.98%	NIL	-	NIL	-	NIL	-	3.98%
8	BHAVANA SAREEN	218200	0.70%	NIL	-	NIL	-	NIL	-	0.70%
9	BRINDA JAJOO	221600	0.71%	NIL	-	NIL	-	NIL	-	0.71%
10	LLOYD MANUFACTURING PVT. LTD	343416	1.11%	NIL	-	NIL	-	NIL	-	1.11%
11	LLOYD CREDITS LID.	1400	0.00%	NIL	-	NIL	-	NIL	-	0.00%
12	FEDDERS LLOYD CORPORATION LTD.	100	0.00%	NIL	-	NIL	-	NIL	-	0.00%
	TOTAL	11892025	38.36%	NIL	-	NIL	-	NIL	-	38.36%

** Note: The number of shares includes shares held in both physical and demat form and for the said purpose the different folios of the promoter had been clubbed so as to arrive at the total number of shares held by them

For LLOYD ELECTRIC & ENGINEERING LIMITED

 Company Secretary

(i)(C)(i) Statement showing holding of securities (including shares, warrants, convertible securities) of persons belonging to the category "Public" and holding more than 1% of the total number of shares

Sr. No.	Name of the shareholder	Number of shares	Shares as a percentage of total number of shares (i.e., Grand Total (A)+(B)+(C) indicated in Statement at para (i)(a) above)	Details of warrants		Details of convertible securities		Total shares (including underlying shares assuming full conversion of warrants and convertible securities) as a % of diluted share capital
				No. of Warrants held	As a % total number of warrants of the same class	Number of convertible securities held	As a % total number of convertible securities of the same class	
1	ZENITH IMPEX (P) LTD.	2970233	9.58%	NIL	-	NIL	-	9.58%
2	KOTAK INDIA FOCUS FUND	1927255	6.22%	NIL	-	NIL	-	6.22%
3	MORGAN STANLEY MAURITIUS COMPANY LIMITED	1744828	5.63%	NIL	-	NIL	-	5.63%
4	THE BANK OF NEW YORK	792000	2.55%	NIL	-	NIL	-	2.55%
5	RAJUL ESTATES PVT. LTD	784278	2.53%	NIL	-	NIL	-	2.53%
6	SUNDARAM BNP PARIBAS MUTUAL FUND A/C SUN	609385	1.97%	NIL	-	NIL	-	1.97%
	TOTAL	8827979	28.48%	NIL	-	NIL	-	28.48%

(i)(C)(ii) Statement showing holding of securities (including shares, warrants, convertible securities) of persons (together with PAC) belonging to the category "Public" and holding more than 5% of the total number of shares

Sr. No.	Name(s) of the shareholder(s) and the Persons Acting in Concert (PAC) with them	Number of shares	Shares as a percentage of total number of shares (i.e., Grand Total (A)+(B)+(C) indicated in Statement at para (i)(a) above)	Details of warrants		Details of convertible securities		Total shares (including underlying shares assuming full conversion of warrants and convertible securities) as a % of diluted share capital
				No. of Warrants held	As a % total number of warrants of the same class	Number of convertible securities held	As a % total number of convertible securities of the same class	
1	ZENITH IMPEX (P) LTD.	2970233	9.58%	NIL	-	NIL	-	9.58%
2	KOTAK INDIA FOCUS FUND	1927255	6.22%	NIL	-	NIL	-	6.22%
3	MORGAN STANLEY MAURITIUS COMPANY LIMITED	1744828	5.63%	NIL	-	NIL	-	5.63%
	TOTAL	6642316	21.43%	NIL	-	NIL	-	21.43%