

Name of the Company : LLOYD ELECTRIC & ENGINEERING LTD.
 Scrip Code : 517518
 Quarter ended : 30th September, 2013

Category code	Category of shareholder	Number of shareholders	Total number of shares	Number of shares held in dematerialized form	Total shareholding as a percentage of total number of shares		Number of Shares (VIII)	As a percentage (IX) = (VIII)/(IV)* 100
					As a percentage of (A+B)(VI)	As a percentage of (A+B+C)(VII)		
(A)	Shareholding of Promoter and Promoter Group							
(1)	Indian							
(a)	Individuals/Hindu Undivided Family	5	4302939	4302939	12.25%	12.18%	0	0
(b)	Central Government/ State Government(s)							
(c)	Bodies Corporate	7	12895019	12895019	36.71%	36.51%	0	0
(d)	Financial Institutions/ Banks							
(e)	Any Other (Specify)							
	Sub-Total (A)(1)	12	17197958	17197958	48.96%	48.69%	0	0
(2)	Foreign							
(a)	Individuals (Non-Resident Individuals/ Foreign Individuals)	0	0	0	0	0	0	0
(b)	Bodies Corporate	0	0	0	0	0	0	0
(c)	Institutions	0	0	0	0	0	0	0
(d)	Qualified Foreign Investor	0	0	0	0	0	0	0
(e)	Any Other (Specify)	0	0	0	0	0	0	0
	Sub-Total (A)(2)	0	0	0	0	0	0	0
	Total Shareholding of Promoter and Promoter Group (A) = (A)(1)+(A)(2)	12	17197958	17197958	48.96%	48.69%	0	0
(B)	Public shareholding							
(1)	Institutions							
(a)	Mutual Funds/ UTI							
(b)	Financial Institutions/ Banks	0	0	0	0.00%	0.00%	N.A	N.A
(c)	Central Government/ State Government(s)							
(d)	Venture Capital Funds							
(e)	Insurance Companies							
(f)	Foreign Institutional Investors	3	1911120	1911120	5.44%	5.41%		
(g)	Foreign Venture Capital Investors							
(h)	Qualified Foreign Investor							
(i)	Any Other							
	Sub-Total (B)(1)	3	1911120	1911120	5.44%	5.41%		
(2)	Non-institutions							
(a)	Bodies Corporate	490	6083554	6079854	17.32%	17.22%	N.A	N.A
(b)	Individuals -							
	i. Individual shareholders holding nominal share capital up to Rs. 1 lakh.	20352	6749179	6406871	19.21%	19.11%		
	ii. Individual shareholders holding nominal share capital in excess of Rs. 1 lakh.	78	2188834	2101484	6.23%	6.20%		
(c)	Qualified Foreign Investor							
(d)	Any Other (Specify)							
(d-i)	Clearing Members	54	29920	29920	0.09%	0.08%		
(d-ii)	NRI's/OCBs	451	352718	285018	1.00%	1.00%		


LLOYD ELECTRIC & ENGINEERING LIMITED

[Signature]

Company Secretary

(d-iii)	Hindu undivided Family	570	614927	614927	1.75%	1.74%		
	Sub-Total (B)(2)	21995	16019182	15518074	45.60%	45.35%		
	Total Public Shareholding (B) = (B)(1)+(B)(2)	21998	17330302	17429194	51.04%	50.76%	N/A	N/A
(C)	Shares held by Custodians and against which Depository Receipts have been issued	22010	35128260	34627152	100.00%	99.45%	N/A	N/A
(a)	Promoter and Promoter Group	Nil	Nil	Nil				
(b)	Public	1	192000	192000		0.54%		
	Sub-Total (C)	1	192000	192000		0.54%		
	GRAND TOTAL (A)+(B)+(C)	22011	35320260	34819152	N/A	100.00%		

** Note: The No. of Shareholders includes the total no. of records (shares held in demat mode) and Folios (shares held in physical mode) existing during the qtr. ended September, 2013


 For LLOYD ELECTRIC & ENGINEERING LIMITED
 Company Secretary

Introductory sub-table (I)(a)

Name of the Company: Lloyd Electric & Engineering Limited

Script Code, Name of the scrip, class of security: 517518, Equity


Quarter ended: 30th September, 2013

Partly paid-up shares:-	No. of partly paid-up shares	As a % of total no. of party paid-up shares	
		As a % of total no. of party paid-up shares	As a % of total no. of shares of the company
Held by promoter/promoter group	0	0	0
Held by public	0	0	0
Total - D	0	0	0

Outstanding convertible securities:-	No. of outstanding securities	As a % of total no. of outstanding convertible securities	
		As a % of total no. of outstanding convertible securities	As a % of total no. of shares of the company, assuming full conversion of the convertible securities
Held by promoter/promoter group	0	0	0
Held by public	0	0	0
Total - E	0	0	0

Warrants:-	No. of warrants	As a % of total no. of warrants	
		As a % of total no. of warrants	As a % of total no. of shares of the company, assuming full conversion of warrants
Held by promoter/promoter group	0	0	0
Held by public	0	0	0
Total - F	0	0	0


Total paid-up capital of the company, assuming full conversion of warrants and convertible securities
Grand Total (A+B+C)+D+E+F) 35320260 100% 100%

FOR LLOYD ELECTRIC & ENGINEERING LIMITED

 COMPANY SECRETARY

(1) (b)

Statement Showing Shareholding of persons belonging to the Category "Promoter and Promoter Group"

Sr. No.	Name of the shareholder	Details of shares held			Encumbered shares			Details of Warrants			Details of convertible Securities		Total shares (including underlying shares assuming full conversion of warrants and convertible securities) as a % of diluted share capital
		Number of shares	Shares as a percentage of total number of shares (i.e., Grand Total (A)+(B)+(C))	Number of Shares	Shares as a percentage (N)/100	As a % of grand total (A)+(B)+(C) of sub-clause (i)(a)	No. of Warrants held	As a % total number of warrants of the same class	Number of convertible securities held	As a % total number of convertible securities of the same class	(XII)		
0	(ii)	(iii)	(iv)	(v)	(vi) = (v)/(iii)*100	(vii)	(viii)	(ix)	(x)	(xi)	(xii)		
1	PSL ENGINEERING PVT. LTD.	3713520	10.51%	NIL	-	-	NIL	-	NIL	-	10.51%		
2	AIRSERCO PVT. LTD.	3304133	9.35%	NIL	-	-	NIL	-	NIL	-	9.35%		
3	PERFECT RADIATORS & OIL COOLERS PRIVATE LIMITED	1068845	3.03%	NIL	-	-	NIL	-	NIL	-	3.03%		
4	LLOYD SALES PVT. LTD.	3265005	9.24%	NIL	-	-	NIL	-	NIL	-	9.24%		
5	BRIJ RAJ PUNJ	1509545	4.27%	NIL	-	-	NIL	-	NIL	-	4.27%		
6	BHARAT RAJ PUNJ	799600	2.26%	NIL	-	-	NIL	-	NIL	-	2.26%		
7	RENU PUNJ	1553994	4.40%	NIL	-	-	NIL	-	NIL	-	4.40%		
8	BHAVANA SAREEN	218200	0.62%	NIL	-	-	NIL	-	NIL	-	0.62%		
9	BRINDA JAJOO	221600	0.63%	NIL	-	-	NIL	-	NIL	-	0.63%		
10	LLOYD MANUFACTURING PVT. LTD	1543416	4.37%	NIL	-	-	NIL	-	NIL	-	4.37%		
12	FEDDERS LLOYD CORPORATION LTD.	100	0.00%	NIL	-	-	NIL	-	NIL	-	0.00%		
	TOTAL	17197958	48.69%	NIL	-	-	NIL	-	NIL	-	48.69%		

FOR LLOYD ELECTRIC & ENGINEERING LIMITED

 Company Secretary

(1)(C)(i) Statement showing holding of securities(including shares, warrants, convertible securities) of persons belonging to the category "Public" and holding more than 1% of the total number of shares.

Sr. No.	Name of the shareholder	Number of shares	Shares as a percentage of total number of shares (i.e., Grand Total (A)+(B)+(C) Indicated in Statement at para (1)(a) above)	Details of warrants		Details of convertible securities		Total shares (including underlying shares assuming full conversion of warrants and convertible securities) as a % of diluted share capital
				No. of Warrants held	As a % total number of warrants of the same class	Number of convertible securities held	As a % total number of convertible securities of the same class	
1	ZENITH IMPEX (P) LTD.	3009567	8.52%	NIL	-	NIL	-	8.52%
2	MORGAN STANLEY MAURITIUS COMPANY LIMITED	1744828	4.94%	NIL	-	NIL	-	4.94%
3	RAJUL ESTATES PVT. LTD	1335478	3.78%	NIL	-	NIL	-	3.78%
	TOTAL	6089873	17.24%	NIL	-	NIL	-	17.24%

(1)(C)(ii) Statement showing holding of securities(including shares, warrants, convertible securities) of persons (together with PAC) belonging to the category "Public" and holding more than 5% of the total number of shares.

Sr. No.	Name(s) of the shareholder(s) and the Persons Acting in Concert (PAC) with them	Number of shares	Shares as a percentage of total number of shares (i.e., Grand Total (A)+(B)+(C) Indicated in Statement at para (1)(a) above)	Details of warrants		Details of convertible securities		Total shares (including underlying shares assuming full conversion of warrants and convertible securities) as a % of diluted share capital
				No. of Warrants held	As a % total number of warrants of the same class	Number of convertible securities held	As a % total number of convertible securities of the same class	
1	ZENITH IMPEX (P) LTD.	3009567	8.52%	NIL	-	NIL	-	8.52%
	TOTAL	3009567	8.52%	NIL	-	NIL	-	8.52%

For LLOYD ELECTRIC & ENGINEERING LIMITED
 Company Secretary
